



SFS SLIM-FIT COLLET CHUCK

NO.2018-02

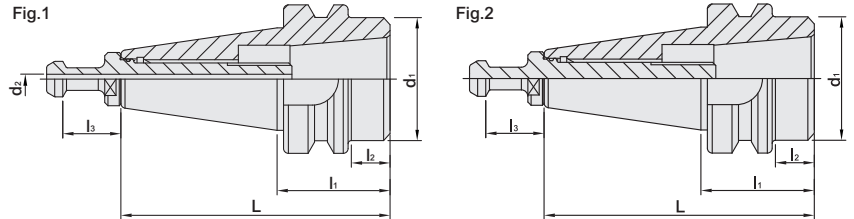
www.syc.com



SFS CATEGORY

SFS SLIM-FIT COLLET CHUCK	2~4
SFS SLIM-FIT SHRINK EXTENSION	5
MFS SLIM-FIT SHRINK EXTENSION	6~7
SPANNER	8

SFS SLIM-FIT COLLET CHUCK

SFS 後拉式刀桿



SHANK	MODEL NO.	TYPE	L	l ₁	l ₂	l ₃	d ₁	d ₂	θ	Fig.	WEIGHT (KGS)
 MAS 403	10.780.12.035 - A	BT30 x SFS12 - 35	83.4	35	12	18	38.1	3	45°	1	0.4
	10.780.12.035 - B	BT30 x SFS12 - 35	83.4	35	12	18	38.1	3	60°	1	0.4
	10.780.12.035 - C	BT30 x SFS12 - 35	83.4	35	12	18	38.1	-	45°	2	0.4
	10.780.12.035 - D	BT30 x SFS12 - 35	83.4	35	12	18	38.1	-	60°	2	0.4
 DualDRIVE+	25.780.12.035 - A	SBT30 x SFS12 - 35	83.4	35	12	18	38.1	3	45°	1	0.4
	25.780.12.035 - B	SBT30 x SFS12 - 35	83.4	35	12	18	38.1	3	60°	1	0.4
	25.780.12.035 - C	SBT30 x SFS12 - 35	83.4	35	12	18	38.1	-	45°	2	0.4
	25.780.12.035 - D	SBT30 x SFS12 - 35	83.4	35	12	18	38.1	-	60°	2	0.4

BT30 ONE PIECE PULL STUD WITH DRAW BOLT BT30 一體式後拉螺絲拉頭



- ▶ Standard accessory of BT30 / SBT30 SFS slim-fit collet chuck.

Feature:

- ▶ The pull stud of BT30 and SBT30 SFS slim-fit collet chuck is special one piece design with draw bolt.
- ▶ There are two types of pull studs for BT30 and SBT30 SFS slim-fit collet chuck. Please confirm the size of θ and l₃ before making an order.
- ▶ Custom-made order for pull studs of BT30 and SBT30 SFS slim-fit collet chuck is acceptable.

Product information:

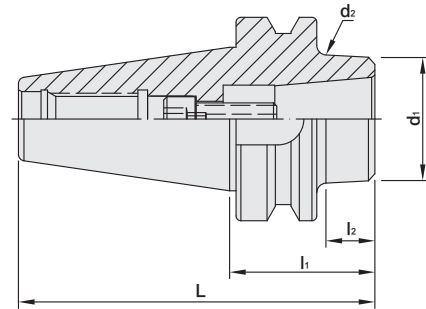
- ▶ Balance: G2.5 25000rpm.

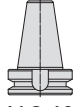

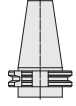
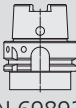


Standard Accessory: • BT30 ONE PIECE PULL STUD WITH DRAW BOLT

SFS Extension	MFS Extension	Pull Stud
		
P.5	P.6~7	P.8

SFS SLIM-FIT COLLET CHUCK

SFS 後拉式刀桿



SHANK	MODEL NO.	TYPE	L	l ₁	l ₂	d ₁	d ₂	WEIGHT (KGS)
 MAS 403	11.780.12.045	BT40 x SFS12 - 45	110.4	45	15.1	38.1	39.6	1.1
	11.780.12.075	BT40 x SFS12 - 75	140.4	75	60.1	38.1	42.8	1.4
	11.780.12.090	BT40 x SFS12 - 90	155.4	90	45.1	38.1	44.4	1.6
	11.780.12.135	BT40 x SFS12 - 135	200.4	135	105.1	38.1	49.1	2.2
	12.780.12.075	BT50 x SFS12 - 75	176.8	75	34.1	38.1	41.6	4.0
	12.780.12.105	BT50 x SFS12 - 105	206.8	105	64.1	38.1	44.8	4.4
	12.780.12.135	BT50 x SFS12 - 135	236.8	135	94.1	38.1	47.9	4.7
	12.780.12.225	BT50 x SFS12 - 225	326.8	225	184.1	38.1	57.4	6.4
	12.780.12.315	BT50 x SFS12 - 315	416.8	315	274.1	38.1	66.8	11
 ANSI B5.50	31.780.12.177	CAT40 x SFS12 - 1.77"	113.249	45	8.73	38.1	41.9	1.1
	31.780.12.295	CAT40 x SFS12 - 2.95"	143.249	75	37.28	38.1	41.9	1.4
	32.780.12.295	CAT50 x SFS12 - 2.95"	176.6	75	37.15	38.1	41.9	4.0
	32.780.12.800	CAT50 x SFS12 - 8"	304.8	203.2	165.35	38.1	55.4	6.1
	32.780.12.120	CAT50 x SFS12 - 12"	406.4	304.8	267.9	38.1	66.1	10.8
 DIN 69871-A	51.780.12.045	DAT40 x SFS12 - 45	113.4	45	23.05	38.1	20.2	1.0
	51.780.12.075	DAT40 x SFS12 - 75	143.4	75	53.05	38.1	43.6	1.3
	52.780.12.075	DAT50 x SFS12 - 75	176.75	75	53.05	38.1	43.6	3.4
	52.780.12.135	DAT50 x SFS12 - 135	236.75	135	113.05	38.1	49.9	4.3
 DIN 69893 A	72.780.12.075	HSK50A x SFS12 - 75	100	75	48.6	38.1	42	0.8
	73.780.12.075	HSK63A x SFS12 - 75	107	75	47.105	38.1	43	1.0
	73.780.12.135	HSK63A x SFS12 - 135	167	135	107.5	38.1	49.3	1.7
	73.780.12.165	HSK63A x SFS12 - 165	197	165	138.6	38.1	52.6	2.1
	73.780.12.225	HSK63A x SFS12 - 225	257	225	199	38.1	52	2.9
	73.780.12.240	HSK63A x SFS12 - 240	272	240	132.6	38.1	52	3.1
	75.780.12.105	HSK100A x SFS12 - 105	155	105	66.5	38.1	45	3.4
	75.780.12.135	HSK100A x SFS12 - 135	185	135	101.26	38.1	48.7	3.8
 DIN 69893 E	75.780.12.225	HSK100A x SFS12 - 225	275	225	191.2	38.1	58.1	5.4
	75.780.12.315	HSK100A x SFS12 - 315	365	315	281.2	38.1	67.5	6.4
 DIN 69893 F	99.780.12.075	HSK40E x SFS12 - 75	95	75	55	38.1	40	0.7
	100.780.12.075	HSK50E x SFS12 - 75	110	75	48.6	38.1	42	0.8
	103.780.12.075	HSK63F x SFS12 - 75	100	75	47.1	38.1	43	1.0
	103.780.12.100	HSK63F x SFS12 - 100	125	75	72.1	38.1	45.6	1.3
	103.780.12.125	HSK63F x SFS12 - 125	150	125	97.0	38.1	48.2	1.6

Product information: ▶ Drawbar clamping design. ▶ Balance: G2.5 25,000rpm.

Standard Accessory: • ALLEN WRENCH • TORX WRENCH

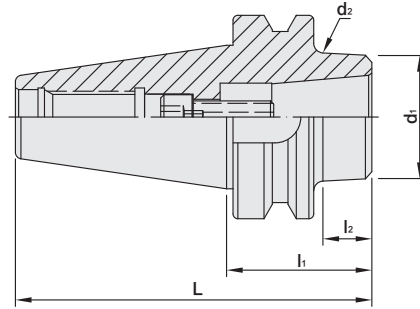
SFS Extension	MFS Extension	Spanner
		
P.5	P.6~7	P.8






SFS SLIM-FIT COLLET CHUCK

Dual
DRIVE+

SFS 後拉式刀桿



SHANK	MODEL NO.	TYPE	L	l ₁	l ₂	d ₁	d ₂	WEIGHT (KGS)
 DualDRIVE+	26.780.12.045	SBT40 x SFS12 - 45	110.4	45	15.1	38.1	39.6	1.1
	26.780.12.075	SBT40 x SFS12 - 75	140.4	75	60.1	38.1	42.8	1.4
	26.780.12.090	SBT40 x SFS12 - 90	155.4	90	45.1	38.1	44.4	1.6
	26.780.12.135	SBT40 x SFS12 - 135	200.4	135	105.1	38.1	49.1	2.2
	27.780.12.075	SBT50 x SFS12 - 75	176.8	75	34.1	38.1	41.6	4.0
	27.780.12.105	SBT50 x SFS12 - 105	206.8	105	64.1	38.1	44.8	4.4
	27.780.12.135	SBT50 x SFS12 - 135	236.8	135	94.1	38.1	47.9	4.7
	27.780.12.225	SBT50 x SFS12 - 225	326.8	225	184.1	38.1	57.4	6.4
	27.780.12.315	SBT50 x SFS12 - 315	416.8	315	274.1	38.1	66.8	11
 DualDRIVE+	43.780.12.177	SCAT40 x SFS12 - 1.77"	113.249	45	8.73	38.1	41.9	1.1
	43.780.12.295	SCAT40 x SFS12 - 2.95"	143.249	75	37.28	38.1	41.9	1.4
	44.780.12.295	SCAT50 x SFS12 - 2.95"	176.6	75	37.15	38.1	41.9	4.0
	44.780.12.800	SCAT50 x SFS12 - 8"	304.8	203.2	165.35	38.1	55.4	6.1
	44.780.12.120	SCAT50 x SFS12 - 12"	406.4	304.8	267.9	38.1	66.1	10.8
 DualDRIVE+	66.780.12.045	SDAT40 x SFS12 - 45	113.4	45	23.05	38.1	20.2	1.0
	66.780.12.075	SDAT40 x SFS12 - 75	143.4	75	53.05	38.1	43.6	1.3
	67.780.12.075	SDAT50 x SFS12 - 75	176.75	75	53.05	38.1	43.6	3.4
	67.780.12.135	SDAT50 x SFS12 - 135	236.75	135	113.05	38.1	49.9	4.3

Product information:

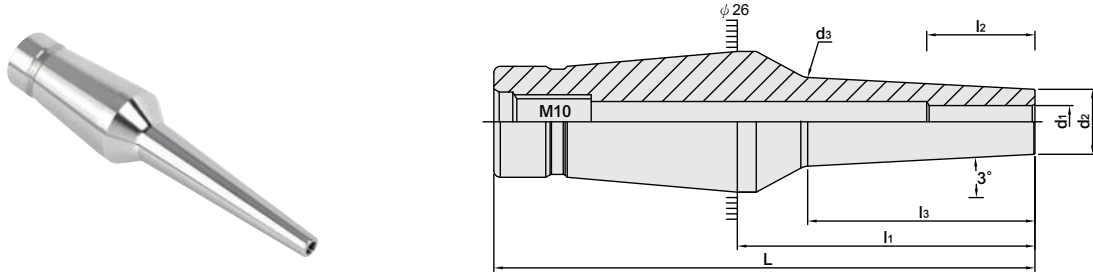
- ▶ Drawbar clamping design.
- ▶ Balance: G2.5 25,000rpm.

Standard Accessory: • ALLEN WRENCH • TORX WRENCH

SFS Extension	MFS Extension	Spanner
		
P.5	P.6~7	P.8

SFS SLIM-FIT SHRINK EXTENSION

SFS 熱膨脹延長桿



MODEL NO.	TYPE	L	l ₁	l ₂	l ₃	d ₁	d ₂	d ₃	WEIGHT (KGS)
258.SFS12.03.035	SFS12 x 3mm - 35mm	80	35	10	22	3	6	8.3	0.16
258.SFS12.03.055	SFS12 x 3mm - 55mm	100	55	10	42	3	6	10.4	0.17
258.SFS12.03.080	SFS12 x 3mm - 80mm	125	80	10	67	3	6	13.0	0.20
258.SFS12.03.110	SFS12 x 3mm - 110mm	155	110	10	97	3	6	16.2	0.23
258.SFS12.04.035	SFS12 x 4mm - 35mm	80	35	10	22	4	7	9.3	0.16
258.SFS12.04.055	SFS12 x 4mm - 55mm	100	55	10	42	4	7	11.4	0.18
258.SFS12.04.080	SFS12 x 4mm - 80mm	125	80	10	67	4	7	14.0	0.20
258.SFS12.04.110	SFS12 x 4mm - 110mm	155	110	10	97	4	7	17.2	0.24
258.SFS12.06.035	SFS12 x 6mm - 35mm	80	35	20	22	6	9	11.3	0.17
258.SFS12.06.055	SFS12 x 6mm - 55mm	100	55	20	42	6	9	13.4	0.18
258.SFS12.06.080	SFS12 x 6mm - 80mm	125	80	20	67	6	9	16.2	0.21
258.SFS12.06.110	SFS12 x 6mm - 110mm	155	110	20	97	6	9	19.2	0.26
258.SFS12.08.035	SFS12 x 8mm - 35mm	80	35	26	22	8	11	13.3	0.17
258.SFS12.08.055	SFS12 x 8mm - 55mm	100	55	26	42	8	11	15.4	0.19
258.SFS12.08.080	SFS12 x 8mm - 80mm	125	80	26	67	8	11	18.0	0.23
258.SFS12.08.110	SFS12 x 8mm - 110mm	155	110	26	97	8	11	21.2	0.29
258.SFS12.10.035	SFS12 x 10mm - 35mm	80	35	32	22	10	13	15.3	0.17
258.SFS12.10.055	SFS12 x 10mm - 55mm	100	55	32	42	10	13	17.4	0.20
258.SFS12.10.080	SFS12 x 10mm - 80mm	125	80	32	67	10	13	20.0	0.24
258.SFS12.10.110	SFS12 x 10mm - 110mm	155	110	32	97	10	13	23.2	0.32
258.SFS12.12.035	SFS12 x 12mm - 35mm	80	35	37	22	12	15	17.3	0.17
258.SFS12.12.055	SFS12 x 12mm - 55mm	100	55	37	42	12	15	19.4	0.20
258.SFS12.12.080	SFS12 x 12mm - 80mm	125	80	37	67	12	15	22.0	0.26
258.SFS12.12.110	SFS12 x 12mm - 110mm	155	110	37	97	12	15	25.2	0.35

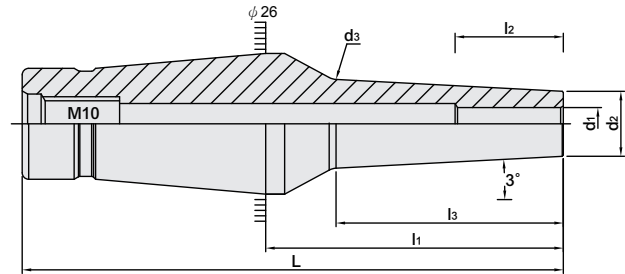
Product information:

- ▶ Used with SFS slim-fit collet chuck [Page P.2~4].
- ▶ Material: hot work die steel.



MFS SLIM-FIT SHRINK EXTENSION

MFS 熱膨脹延長桿



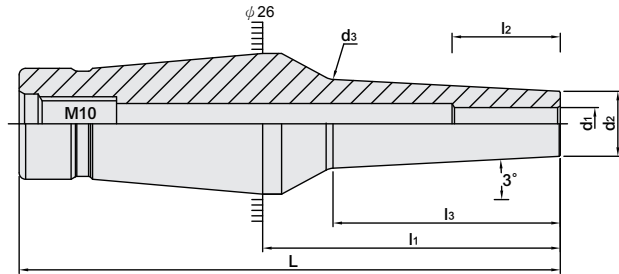
MODEL NO.	TYPE	L	l ₁	l ₂	l ₃	d ₁	d ₂	d ₃	WEIGHT (KGS)
258.MFS12R.03.035	MFS12R x 3mm - 35	80	35	10	22	3	7.5	9.8	0.2
258.MFS12R.03.055	MFS12R x 3mm - 55	100	55	10	42	3	7.5	11.9	0.2
258.MFS12R.03.080	MFS12R x 3mm - 80	125	80	10	67	3	7.5	14.5	0.2
258.MFS12R.04.035	MFS12R x 4mm - 35	80	35	10	22	4	10	12.3	0.2
258.MFS12R.04.055	MFS12R x 4mm - 55	100	55	10	42	4	10	14.4	0.2
258.MFS12R.04.080	MFS12R x 4mm - 80	125	80	10	67	4	10	17	0.2
258.MFS12R.06.035	MFS12R x 6mm - 35	80	35	20	22	6	12	14.3	0.2
258.MFS12R.06.055	MFS12R x 6mm - 55	100	55	20	42	6	12	16.4	0.2
258.MFS12R.06.080	MFS12R x 6mm - 80	125	80	20	67	6	12	19	0.2
258.MFS12R.08.035	MFS12R x 8mm - 35	80	35	26	22	8	14	16.3	0.2
258.MFS12R.08.055	MFS12R x 8mm - 55	100	55	26	42	8	14	18.4	0.2
258.MFS12R.08.080	MFS12R x 8mm - 80	125	80	26	67	8	14	21	0.3
258.MFS12R.10.035	MFS12R x 10mm - 35	80	35	32	22	10	16	18.3	0.2
258.MFS12R.10.055	MFS12R x 10mm - 55	100	55	32	42	10	16	20.4	0.2
258.MFS12R.10.080	MFS12R x 10mm - 80	125	80	32	67	10	16	23	0.3
258.MFS12R.12.035	MFS12R x 12mm - 35	80	35	37	22	12	20	22.3	0.2
258.MFS12R.12.055	MFS12R x 12mm - 55	100	55	37	42	12	20	24.4	0.2
258.MFS12R.12.080	MFS12R x 12mm - 80	125	80	37	67	12	20	25.4	0.3

Product information:

- ▶ Used with SFS slim-fit collet chuck [Page P.2~4].
- ▶ Material: heat resistant steel.

MFS SLIM-FIT SHRINK EXTENSION

MFS 熱膨脹延長桿



MODEL NO.	TYPE	L	l ₁	l ₂	l ₃	d ₁	d ₂	d ₃	WEIGHT (KGS)
258.MFS12S.03.035	MFS12S x 3mm - 35	80	35	10	22	3	6	8.3	0.16
258.MFS12S.03.055	MFS12S x 3mm - 55	100	55	10	42	3	6	10.4	0.17
258.MFS12S.03.080	MFS12S x 3mm - 80	125	80	10	67	3	6	13.0	0.20
258.MFS12S.03.110	MFS12S x 3mm - 110	155	110	10	97	3	6	16.2	0.23
258.MFS12S.52.035	MFS12S x 3.175mm - 35	80	35	10	22	3.175	6.175	8.5	0.16
258.MFS12S.52.055	MFS12S x 3.175mm - 55	100	55	10	42	3.175	6.175	10.6	0.17
258.MFS12S.52.080	MFS12S x 3.175mm - 80	125	80	10	67	3.175	6.175	13.2	0.19
258.MFS12S.52.110	MFS12S x 3.175mm - 110	155	110	10	97	3.175	6.175	16.3	0.23
258.MFS12S.04.035	MFS12S x 4mm - 35	80	35	10	22	4	7	9.3	0.16
258.MFS12S.04.055	MFS12S x 4mm - 55	100	55	10	42	4	7	11.4	0.18
258.MFS12S.04.080	MFS12S x 4mm - 80	125	80	10	67	4	7	14.0	0.20
258.MFS12S.04.110	MFS12S x 4mm - 110	155	110	10	97	4	7	17.2	0.24
258.MFS12S.06.035	MFS12S x 6mm - 35	80	35	20	22	6	9	11.3	0.17
258.MFS12S.06.055	MFS12S x 6mm - 55	100	55	20	42	6	9	13.4	0.18
258.MFS12S.06.080	MFS12S x 6mm - 80	125	80	20	67	6	9	16.2	0.21
258.MFS12S.06.110	MFS12S x 6mm - 110	155	110	20	97	6	9	19.2	0.26
258.MFS12S.08.035	MFS12S x 8mm - 35	80	35	26	22	8	11	13.3	0.17
258.MFS12S.08.055	MFS12S x 8mm - 55	100	55	26	42	8	11	15.4	0.19
258.MFS12S.08.080	MFS12S x 8mm - 80	125	80	26	67	8	11	18.0	0.23
258.MFS12S.08.110	MFS12S x 8mm - 110	155	110	26	97	8	11	21.2	0.29
258.MFS12S.10.035	MFS12S x 10mm - 35	80	35	32	22	10	13	15.3	0.17
258.MFS12S.10.055	MFS12S x 10mm - 55	100	55	32	42	10	13	17.4	0.20
258.MFS12S.10.080	MFS12S x 10mm - 80	125	80	32	67	10	13	20.0	0.24
258.MFS12S.10.110	MFS12S x 10mm - 110	155	110	32	97	10	13	23.2	0.32
258.MFS12S.12.035	MFS12S x 12mm - 35	80	35	37	22	12	15	17.3	0.17
258.MFS12S.12.055	MFS12S x 12mm - 55	100	55	37	42	12	15	19.4	0.20
258.MFS12S.12.080	MFS12S x 12mm - 80	125	80	37	67	12	15	22.0	0.26
258.MFS12S.12.110	MFS12S x 12mm - 110	155	110	37	97	12	15	25.2	0.35

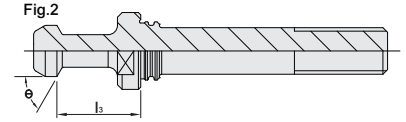
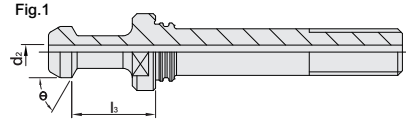
Product information:

- ▶ Used with SFS slim-fit collet chuck [Page P.2~4].
- ▶ Material: heat resistant steel.



BT30 ONE PIECE PULL STUD WITH DRAW BOLT

BT30 一體式後拉螺絲拉頭



Coolant Thru

MODEL NO.	TYPE	l_3	d_2	Θ	Fig.
17817 - MAS - A	BT30 - 45° - MAS	18	3	45°	1
17806 - MAS - B	BT30 - 60° - MAS	18	3	60°	1

W/O Coolant

17801 - MAS - C	BT30 - 45° - MAS	18	-	45°	2
17806 - MAS - D	BT30 - 60° - MAS	18	-	60°	2

SPANNER

T型梅花[星型]扳手



Fig.1 Allen wrench

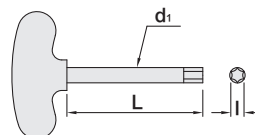
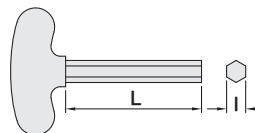


Fig.2 Torx wrench



MODEL NO.	TYPE	d ₁	L	I	Fig	WEIGHT (KGS)
B11 - A - 11T20X100 - B - G	T20 - 100	3.9	100	T20	1	0.04
B11 - A - 11T20X200 - B - G	T20 - 200	3.9	200	T20	1	0.04
B11 - A - 11T20X200 - B - 1	T20 - 200	6	200	T20	1	0.04
B11 - A - 11T40X100 - B	T40 - 100		100	T40	1	0.04
B11 - A - 11T40X200 - B	T40 - 200		200	T40	1	0.12
B11 - A - 10T5X150 - B	T5 - 150	-	150	5	2	0.06
B11 - A - 10T5X200 - B	T5 - 200	-	200	5	2	0.06
B11 - A - 10T6X150 - B	T6 - 150	-	150	6	2	0.08
B11 - A - 10T6X200 - B	T6 - 200	-	200	6	2	0.10
B11 - A - 10T8X200 - B	T8 - 200	-	200	8	2	0.14
B11 - A - 10T10X200 - B	T10 - 200	-	200	10	2	0.16



SHIN-YAIN INDUSTRIAL CO., LTD.
SHINTEK MACHINERY CO., LTD.

No.198, Jingpu Rd., Qingshui Dist., Taichung City 436, Taiwan
Tel: +886-4-26237575 | Fax: +886-4-26237676 | E-mail: sales@syic.com

